



# Gender in the NHS

**% of England's working population who are...<sup>1</sup>**

**Men  
53%**

**Women  
47%**

**% OF NHS WORKFORCE WHO ARE...<sup>2</sup>**

**Men 23%  
Women 77%**



**6%**  
of female staff are doctors and dentists<sup>2</sup>

**22%**  
of male staff are doctors and dentists<sup>2</sup>



**47% of very senior manager roles in the NHS are held by women<sup>3</sup>**

## The % of all Agenda for Change staff who are...<sup>2</sup>

**Bands 8a-9 who are...<sup>2</sup>**  
31% men 69% women




**Bands 1-4 who are...<sup>2</sup>**  
20% men 80% women



**Bands 5-7 who are...<sup>2</sup>**  
18% men 82% women



**Women**



**80%**


**Men**



**20%**

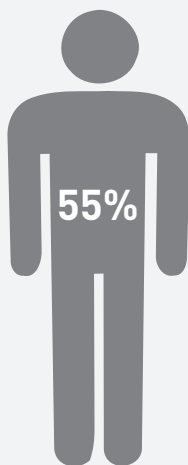
## The % of all medical & dental staff who are...<sup>2</sup>

**Women**



**45%**

**Men**



**55%**

**% of consultants who are...<sup>2</sup>**  
63% men 37% women



**% of other medical & dental staff who are...<sup>2</sup>**  
52% men 48% women



**% of GPs who are...<sup>4</sup>**  
46% men 54% women



**% of doctors in training who are...<sup>2</sup>**  
47% men 53% women



**Source:**

1. England population in employment aged 16+, Office for National Statistics - Annual Population Survey, September 2018
2. NHS Digital, Hospital and Community Health Services (HCHS) workforce statistics: Equality and Diversity in NHS Trusts and CCGs in England, September 2018 - Experimental Statistics, Gender - Source Data  
NHS Digital, Hospital and Community Health Services (HCHS) workforce statistics: Gender by grade in NHS Support Organisations and Central Bodies in England, September 2018, headcount, Gender by grade
3. NHS Digital, Hospital and Community Health Services (HCHS) workforce statistics: Equality and Diversity in NHS Trusts and CCGs in England, September 2018 - Source Data  
NHS Digital, Hospital and Community Health Services (HCHS) workforce statistics: Gender by grade in NHS Support Organisations and Central Bodies in England, September 2018, headcount, Gender by grade
4. NHS Digital, General and Personal Medical Services, England As at 30 September 2018, Final Experimental statistics.



[www.nhsemployers.org](http://www.nhsemployers.org)



[enquiries@nhsemployers.org](mailto:enquiries@nhsemployers.org)



[@nhsemployers](https://twitter.com/nhsemployers)



**NHS Employers**

Part of the NHS Confederation